



SCREW COMPRESSORS

C-SERIES

Over 100,000 compressed air users expect more when it comes to their compressed air supply.

BOGE air provides them with the air to work.

Screw compressors custom made by BOGE have for decades been synonymous with efficient and reliable compressed air supply to trade workshops through to industrial companies.


The BOGE C-series is a trendsetter in its class: less noise, less pipework, less connections in contrast to more output, more individual configuration possibilities and more efficiency and requiring a minimum of space only. We have listened closely to the wishes of our customers – with the C-series we provide the air to work.

CONTENTS

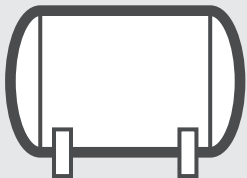
OVERVIEW	4
BOGE C-SERIES	
up to 7,5 kW	6
up to 22 kW	14
BOGE SERVICE	22

Compressed air with a method:


Modules of the BOGE C-series.



Screw compressor



Compressed air receiver



Refrigerant dryer



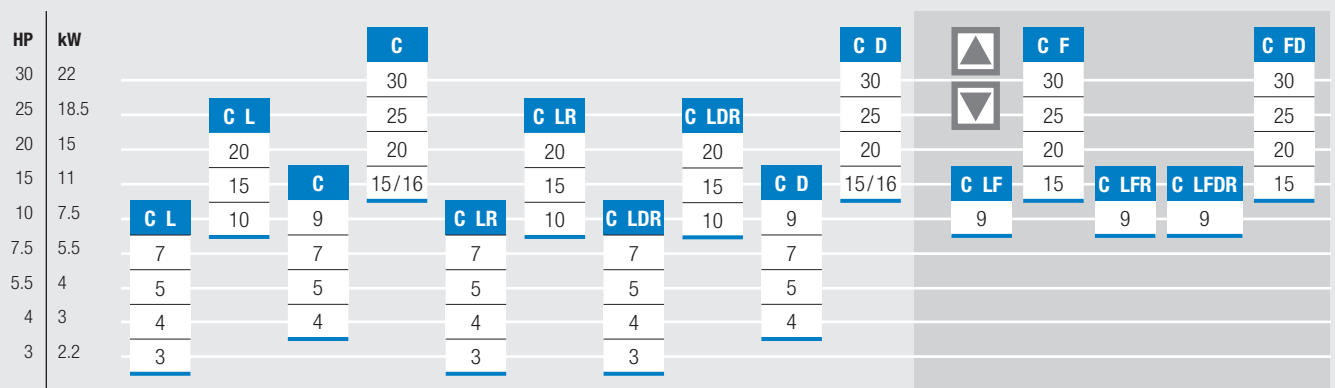
Frequency control

ADVANTAGES OF THE COMPACT MODULAR DESIGN:

- Flexible combination possibilities
- Unit completely ready for connection
- Minimum flow losses due to compact construction
- High-quality piping protects against leakages

Modular design, compact system: Because of the modular design BOGE screw compressors allow for individual configuration of your compressed air system. Each compact module is pre-assembled and ready for use: for efficient and reliable operation in all types of applications.

PERFORMANCE OVERVIEW OF THE C-SERIES



frequency controlled



UNIQUE: BOGE GENUINE PARTS FOR THE C-SERIES.

Only the use of BOGE original parts will enable you to benefit from the technological edge of the C-series in the long run. To this purpose, BOGE offers individually customised replacement parts for the C-series guaranteeing 100 percent quality and 100 percent service life. Only such original parts are compatible with the compressors of the C-series – for maximum safety during the entire service life period.

The C-series up to 7.5 kW: Space saving and more energy efficient than ever!

Design advantages.

THE CM COMPACT MODULE:

All necessary components are integrated into the airend block. Maintenance and wear parts are easily accessible – for maximum comfort and highest operational safety.

Integrated oil separating system

Both oil separating cartridge and oil filter cartridge are easily accessible: for maintenance purposes only the cover needs to be opened.

The oil sump is located at the lowest point: for effective pre-separation according to the gravity principle.

Minimum pressure /
check valve*

Multifunctional intake control with integrated solenoid valve for functionally reliable operation without leakages.

Silenced intake filter with paper filter cartridge

The filter separates 99.9 percent of all particles larger than 3 µm: assuring high quality compressed air right at its source.

BOGE airend with special BOGE profile and HD bearing

The specially designed airend is characterised by its high output and low energy consumption.

*** Minimum pressure / check valve**

Integrated design eliminates piping – for maximum leakage safety.

Temperature sensor

CNC machined cast iron housing

High quality machining eliminates the risk of leakage. The heavy cast iron housing also serves to reduce noise right at the source.

Thermo-static oil level regulation
Easily accessible from the outside.

Compact & highly efficient! The monoblock compact design of the airend range up to 7.5 kW offers distinct advantages. The integrated design minimises the number of oil pipes by clever internal routing – for a highly efficient and reliable compressor. At the same time the airend requires less space providing the user with a compact, space saving and energy efficient solution from BOGE!




COMPACT DESIGN

Integration of all essential components eliminates almost all interconnecting pipes. Leakages are virtually eliminated. Internal pressure losses are minimised.



EXTREMELY QUIET

Because of the sound adsorbing graphite casting the C-series is very quiet in operation and vibration free. No further silencing is required. The canopy versions C-series and C-series with dryer are therefore super-silent with low sound pressure values.



HIGHEST EFFICIENCY

The BOGE airend design ensures industry leading specific power ratios (Optimised output volumes at low energy consumption).



CONTROL

The compressor has BASIC control system with LC display and pressure transducer technology. FOCUS control is available as an option that offers additional monitoring and control features. FOCUS is also programmed to act as a changeover switch and can control up to three compressors.



OPTIONAL FREQUENCY CONTROL

The frequency converter flexibly controls the motor speed and therefore the airend. This ensures the compressor output automatically adjusts to the momentary demand. Soft starting via the frequency convertor also avoids undue wear and tear and prolongs the service life of the compressor.



OPTIONAL REFRIGERATION DRYER

The C-series can be equipped with a refrigeration dryer as an option – either top mounted on a compressed air receiver or horizontally mounted. No additional space is required for the generation of dry compressed air.

Screw compressor **C 3 L** to **C 7 L**

Compressed air system **C 3 LR** to **C 7 LR**

Compressed air centre **C 3 LDR** to **C 7 LDR**

Effective free air delivery:

0.234 – 0.728 m³/min, 8 – 25 cfm

Pressure range: 10 and 13 bar, 150 and 190 psig

Motor range: 2.2 – 5.5 kW, 3 – 7.5 HP



Screw compressor **C L**

Compact screw compressor, direct coupled



Compressed air system **C LR**

Receiver mounted screw compressor,
direct coupled



Compressed air centre **C LDR**

Receiver mounted screw compressor
and refrigerant dryer, direct coupled



The depicted machines do not correspond to the most updated version of the receivers.

BOGE Model	Max. pressure		Effective free air delivery* 50 Hz		Effective free air delivery* 60 Hz		Motor power		Dimensions W x D x H mm	Weight kg
	bar	psig	m³/min	cfm	m³/min	cfm	kW	HP		
C 3 L	10	150	0.240	9	–	–	2.2	3.0	755 x 485 x 495	105
C 4 L	10	150	0.340	12	0.31	11	3.0	4.0	755 x 485 x 495	110
C 4 L	13	190	0.234	8	–	–	3.0	4.0	755 x 485 x 495	110
C 5 L	10	150	0.545	19	0.40	14	4.0	5.5	755 x 485 x 495	125
C 7 L	10	150	0.728	25	–	–	5.5	7.5	755 x 485 x 495	130
C 7 L	13	190	0.525	19	–	–	5.5	7.5	755 x 485 x 495	130

* Free air delivery figures in accordance with ISO 1217, Appendix C, at 20°C ambient temperature and maximum pressure. Emitted sound pressure levels from 61 dB(A) according to DIN EN ISO 2151:2009

BOGE Model	Max. pressure		Receiver volume Litres	Effective free air delivery* 50 Hz		Effective free air delivery* 60 Hz		Motor power		Receiver option Litres	Dimensions W x D x H mm	Weight kg
	bar	psig		m³/min	cfm	m³/min	cfm	kW	HP			
C 3 LR	10	150	90	0.240	9	–	–	2.2	3.0	270	1130 x 490 x 920	155
C 4 LR	10	150	90	0.340	12	0.31	11	3.0	4.0	270	1130 x 490 x 920	160
C 4 LR	13	190	90	0.234	8	–	–	3.0	4.0	270	1130 x 490 x 920	165
C 5 LR	10	150	90	0.545	19	0.40	14	4.0	5.5	270	1130 x 490 x 920	175
C 7 LR	10	150	90	0.728	25	–	–	5.5	7.5	270	1130 x 490 x 920	180
C 7 LR	13	190	90	0.525	19	–	–	5.5	7.5	270	1130 x 490 x 920	185

* Free air delivery figures in accordance with ISO 1217, Appendix C, at 20°C ambient temperature and maximum pressure. Emitted sound pressure levels from 61 dB(A) according to DIN EN ISO 2151:2009

BOGE Model	Max. pressure**		Receiver volume Litres	Effective free air delivery* 50 Hz		Effective free air delivery* 60 Hz		Motor power		Dimensions W x D x H mm	Weight kg
	bar	psig		m³/min	cfm	m³/min	cfm	kW	HP		
C 3 LDR	10	150	270	0.240	9	–	–	2.2	3.0	1700 x 590 x 1130	225
C 4 LDR	10	150	270	0.340	12	0.31	11	3.0	4.0	1700 x 590 x 1130	230
C 4 LDR	13	190	270	0.234	8	–	–	3.0	4.0	1700 x 590 x 1130	250
C 5 LDR	10	150	270	0.545	19	0.40	14	4.0	5.5	1700 x 590 x 1130	245
C 7 LDR	10	150	270	0.728	25	–	–	5.5	7.5	1700 x 590 x 1130	250
C 7 LDR	13	190	270	0.525	19	–	–	5.5	7.5	1700 x 590 x 1130	270

* Free air delivery figures in accordance with ISO 1217, Appendix C, at 20°C ambient temperature and maximum pressure. Emitted sound pressure levels from 61 dB(A) according to DIN EN ISO 2151:2009

** Max. pressure of the compressor

Screw compressor **C 4** to **C 9**

Compressed air station **C 4 D** to **C 9 D**



Effective free air delivery: 0.28 – 1.2 m³/min, 10 – 42 cfm

Pressure range: 8 – 13 bar, 115 – 190 psig

Motor range: 3 – 7,5 kW, 4 – 10 HP



C4 to C7



C9 and C4 D to C9 D




EFFICIENCY

The specially designed BOGE airend provides high output volumes at low energy consumption – for reliable and efficient compressed air supply.



REFRIGERANT DRYER

As an option the compressor can be supplied with a horizontal refrigerant dryer. No additional footprint is required.



EXTREMELY QUIET

All C-series compressors are characterised by very low sound pressure levels due to their super-silenced cabinets.



CONTROL

BASIC control is the standard compressor controller with LC display and pressure sensor technology. The FOCUS control, offering additional monitoring and control options, is available as an optional extra.

Compact, efficient, very quiet: The space saving C-series screw compressors are designed for long-term performance. A refrigerant dryer mounted on a horizontal receiver is available as an option. Even at full load operation the compressor operates reliably and safely at optimum efficiency providing a long service life.

BOGE Model	Max. pressure**		Effective free air delivery*		Motor power		Dimensions W x D x H mm	Weight kg
	bar	psig	m ³ /min	cfm	kW	HP		
C 4	8	115	0.427	15	3.0	4.0	480 x 920 x 960	190
C 4	10	150	0.340	12	3.0	4.0	480 x 920 x 960	190
C 4	13	190	0.280	10	3.0	4.0	480 x 920 x 960	190
C 5	8	115	0.630	22	4.0	5.5	480 x 920 x 960	195
C 5	10	150	0.545	19	4.0	5.5	480 x 920 x 960	195
C 5	13	190	0.440	15	4.0	5.5	480 x 920 x 960	195
C 7	8	115	0.900	32	5.5	7.5	480 x 920 x 960	210
C 7	10	150	0.770	27	5.5	7.5	480 x 920 x 960	210
C 7	13	190	0.642	23	5.5	7.5	480 x 920 x 960	210
C 9	8	115	1.200	42	7.5	10.0	480 x 1000 x 1240	215
C 9	10	150	1.100	39	7.5	10.0	480 x 1000 x 1240	215
C 9	13	190	0.900	32	7.5	10.0	480 x 1000 x 1240	215
C 4 D	8	115	0.427	15	3.0	4.0	480 x 1000 x 1240	210
C 4 D	10	150	0.340	12	3.0	4.0	480 x 1000 x 1240	210
C 4 D	13	190	0.280	10	3.0	4.0	480 x 1000 x 1240	210
C 5 D	8	115	0.630	22	4.0	5.5	480 x 1000 x 1240	215
C 5 D	10	150	0.545	19	4.0	5.5	480 x 1000 x 1240	215
C 5 D	13	190	0.440	15	4.0	5.5	480 x 1000 x 1240	215
C 7 D	8	115	0.900	32	5.5	7.5	480 x 1000 x 1240	230
C 7 D	10	150	0.770	27	5.5	7.5	480 x 1000 x 1240	230
C 7 D	13	190	0.642	23	5.5	7.5	480 x 1000 x 1240	230
C 9 D	8	115	1.200	42	7.5	10.0	480 x 1000 x 1240	235
C 9 D	10	150	1.100	39	7.5	10.0	480 x 1000 x 1240	235
C 9 D	13	190	0.900	32	7.5	10.0	480 x 1000 x 1240	235

* Free air delivery figures in accordance with ISO 1217, Appendix C, at 20°C ambient temperature and maximum pressure. Emitted sound pressure levels from 59 dB(A) according to DIN EN ISO 2151:2009.

** Max. pressure of the compressor

Screw compressor **C 9 LF** / Compressor system **C 9 LFR** / Compressed air centre **C 9 LFDR** / with frequency control



Effective free air delivery:

0.24 – 1.27 m³/min, 8 – 45 cfm

Pressure range: 8 – 13 bar, 115 – 190 psig

Motor range: 7,5 kW, 10 HP



C 9 LF (super-silenced as option)



C 9 LFR (super-silenced as option)




C 9 LFDR



FREQUENCY CONTROL

The frequency converter flexibly controls the motor speed and therefore the airend this ensures the compressor output automatically adjusts to the momentary demand.




MAXIMUM EFFICIENCY

The airend operates at the necessary speed to generate as much compressed air as is required. Expensive idling as well as load/no load cycles are thus eliminated. At the same time, a tighter pressure band can be maintained, also helping to save energy.



REFRIGERANT DRYER

The direct coupled, frequency controlled C-series is equipped with a refrigerant dryer. This enables users to generate dry air without any additional space requirements.



CONTROL

The compressor is controlled via the BOGE BASIC control with LC display and pressure sensor technology. The BOGE FOCUS control is available as an optional extra, offering further monitoring and control possibilities.



The ideal operating mode: In conjunction with the frequency controlled drive the directly coupled screw compressors of this series provide an extremely flexible system which spontaneously adapts to any changes in the customer's compressed air or pressure demands. In the event of a change of the pressure value, the output quantity is synchronised automatically. A 13 bar machine is thus transformed into an 8 bar machine yielding a correspondingly higher output – without any expensive remodelling or design related modifications.

BOGE Model	Max. pressure**		Receiver volume Litres	Effective free air delivery*		Motor power		Dimensions silenced W x D x H mm	Dimensions super-silenced W x D x H mm	Compressed air outlet	Weight silenced kg	Weight super-silenced. kg
	bar	psig		m ³ /min	cfm	kW	HP					
C 9 LF	8	115	–	0.26-1.27	9-45	7.5	10	1020 x 532 x 723	1020 x 532 x 796	G 1/2	200	208
C 9 LF	10	150	–	0.25-1.12	9-40	7.5	10	1020 x 532 x 723	1020 x 532 x 796	G 1/2	200	208
C 9 LF	13	190	–	0.24-0.93	8-33	7.5	10	1020 x 532 x 723	1020 x 532 x 796	G 1/2	200	208
C 9 LFR	8	115	270	0.26-1.27	9-45	7.5	10	1820 x 633 x 1270	1820 x 633 x 1343	G 1/2	315	323
C 9 LFR	10	150	270	0.25-1.12	9-40	7.5	10	1820 x 633 x 1270	1820 x 633 x 1343	G 1/2	315	323
C 9 LFR	13	190	250	0.24-0.93	8-33	7.5	10	1620 x 633 x 1270	1620 x 633 x 1343	G 1/2	310	318
C 9 LFDR	8	115	270	0.26-1.27	9-45	7.5	10	1820 x 633 x 1270	1820 x 633 x 1343	G 1/2	362	370
C 9 LFDR	10	150	270	0.25-1.12	9-40	7.5	10	1820 x 633 x 1270	1820 x 633 x 1343	G 1/2	362	370
C 9 LFDR	13	190	250	0.24-0.93	8-33	7.5	10	1620 x 633 x 1270	1620 x 633 x 1343	G 1/2	357	365

* Free air delivery figures in accordance with ISO 1217, Appendix E, at 20°C ambient temperature and maximum pressure. Emitted sound pressure levels from 72 dB(A) according to DIN EN ISO 2151:2009

** Max. pressure of the compressor
Ask for further receiver dimensions.

The C-series up to 22 kW: This is the way compressors are made today!

Design advantages.

Multifunctional intake control with integrated solenoid valve for functionally reliable operation without leaks.

Integrated airend with special BOGE profile and HD bearing

The specially designed airend is characterised by its high free air delivery at low energy consumption. Motor sizes up to 22 kW with free air delivery up to 3,62 m³/min.

Effective **oil pre-separation** harnessing the laws of gravity. Service friendly access.

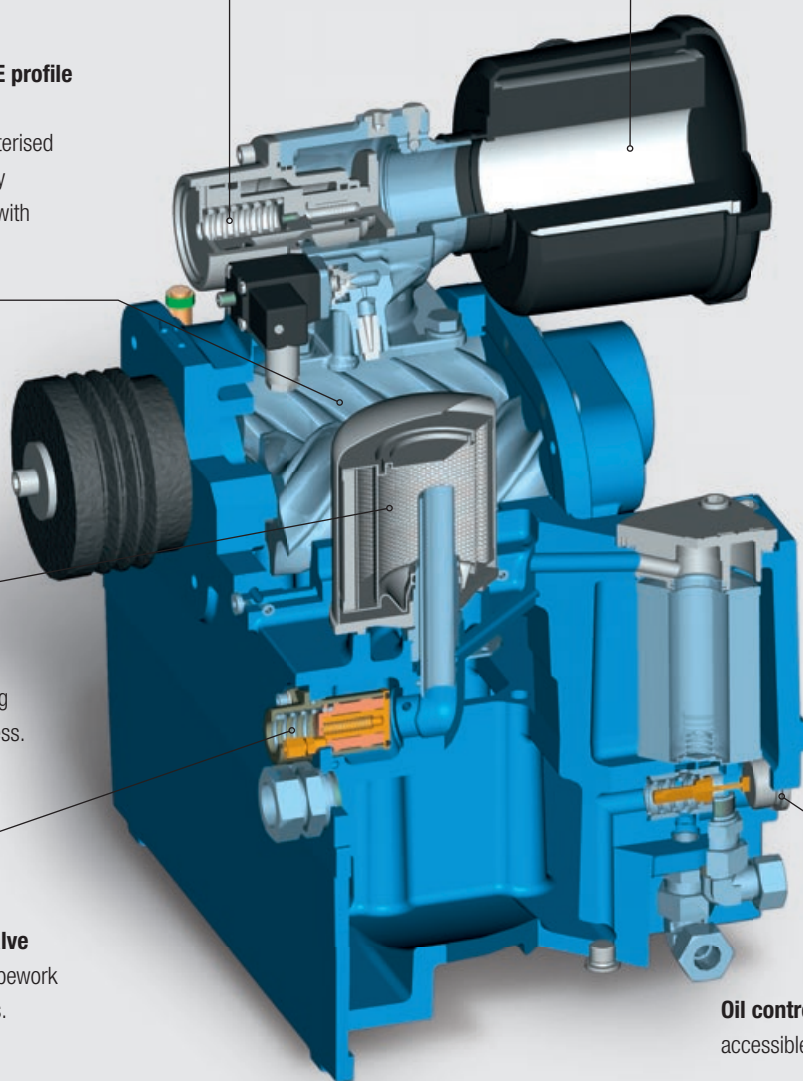
Minimum pressure valve / check valve

Integrated design serves to eliminate pipework – virtually eliminates the risk of oil leaks.

Silenced paper cartridge intake filter

This filter separates 99.9 percent of all particles larger than 3 µm: for high quality compressed air at its source.

Oil control valve, easily accessible from the outside.



The state-of-the-art compressor: Extremely quiet, compact & efficient – the „large“ BOGE C-series has set industry standard in specific power and sound pressure values. The BOGE compact module enables short distances and less pipelines – for a highly efficient and reliable compressor solution. Depending on your requirements, the C-series up to 22 kW can be equipped with refrigerant dryer, frequency control or heat recovery: This is the way compressors are made today!




INTEGRATED DESIGN

The integration of all essential components in the compact module serves to eliminate pipework and to reduce flow losses: for maximum operating dependability and efficiency!




COMPACT EFFICIENCY

The BOGE C-series is engineered to generate high free air deliveries in continuous operation and in an incomparably efficient manner. Due to its compact design space requirements are kept to a minimum: an installation surface of less than 1 square metre is sufficient.




CONTROL

BASIC control with LC display and pressure sensor technology is fitted standard. FOCUS control is available as an option and includes an integrated energy efficiency display as well as additional monitoring and control options. FOCUS software now includes a three compressor changeover system.



OPTIONAL REFRIGERANT DRYER

The C-series can be supplied with an integrated dryer or mounted on top of a horizontal air receiver.



OPTIONAL HEAT RECOVERY

A heat recovery system can be added as an option. Up to 94 percent of the input electrical energy is dissipated through the cooling medium (air or water) and can be recovered for space heating or pre-heating domestic water.



OPTIONAL FREQUENCY CONTROL

The frequency controlled option ensures a continuous volume flow between 25 and 100 percent. This ensures adaptation to the momentary demand of the compressed air system. Soft starting also avoids undue wear and tear and prolongs the service life of the compressor.

Screw compressor **C 10 L** to **C 20 L**

Compressed air system **C 10 LR** to **C 20 LR**

Compressed air centre **C 10 LDR** to **C 20 LDR**

Effective free air delivery:

1.060 – 2.280 m³/min, 37 – 80 cfm

Pressure range: 8 and 10 bar, 115 and 150 psig

Motor range: 7,5 – 15 kW, 10 – 20 HP



Screw compressor **C L**

Compact screw compressor, directly coupled



Screw compressor **C L** with noise silencer option

Screw compressor with mounted noise silencer



Compressed air system **C LR**

Receiver mounted screw compressor,
direct coupled



Compressed air centre **C LDR**

Receiver mounted screw compressor
and refrigerant dryer, direct coupled



A class of its own: The directly coupled screw compressors of the C-series are space saving and extremely efficient at the same time. They are available with horizontal receiver and/or top mounted refrigeration dryer and can flexibly be adapted to suit particular application requirements.

BOGE Model	Max. pressure		Effective free air delivery* 50 Hz		Effective free air delivery* 60 Hz		Motor power		Dimensions B x T x H mm	Weight kg
	bar	psig	m³/min	cfm	m³/min	cfm	kW	HP		
C 10 L	8	115	1,100	38	1,07	37	7,5	10,0	1171 x 599 x 595	260
C 10 L	10	150	1,060	37	1,03	36	7,5	10,0	1171 x 599 x 595	260
C 15 L	8	115	1,770	62	—	—	11,0	15,0	1333 x 599 x 606	290
C 15 L	10	150	1,700	60	—	—	11,0	15,0	1333 x 599 x 606	290
C 20 L	8	115	2,280	80	2,21	78	15,0	20,0	1333 x 599 x 606	300
C 20 L	10	150	2,240	79	2,17	76	15,0	20,0	1333 x 599 x 606	300

* Free air delivery figures in accordance with ISO 1217, Appendix C, at 20°C ambient temperature and maximum pressure. Emitted sound pressure levels from 68 dB(A) according to DIN EN ISO 2151:2009

BOGE Model	Max. pressure		Receiver volume Litres	Effective free air delivery* 50 Hz		Effective free air delivery* 60 Hz		Motor power		Receiver option Litres	Dimensions B x T x H mm	Weight kg
	bar	psig		m³/min	cfm	m³/min	cfm	kW	HP			
C 10 LR	8	115	350	1.100	38	1.07	37	7.5	10.0	500	1729 x 620 x 1229	370
C 10 LR	10	150	350	1.060	37	1.03	36	7.5	10.0	500	1730 x 620 x 1229	370
C 15 LR	8	115	350	1.770	62	—	—	11.0	15.0	500	1731 x 620 x 1229	410
C 15 LR	10	150	350	1.700	60	—	—	11.0	15.0	500	1732 x 620 x 1229	410
C 20 LR	8	115	350	2.280	80	2.21	78	15.0	20.0	500	1733 x 620 x 1229	430
C 20 LR	10	150	350	2.240	79	2.17	76	15.0	20.0	500	1734 x 620 x 1229	430

* Free air delivery figures in accordance with ISO 1217, Appendix C, at 20°C ambient temperature and maximum pressure. Emitted sound pressure levels from 68 dB(A) according to DIN EN ISO 2151:2009

BOGE Model	Max. pressure**		Receiver volume Litres	Effective free air delivery* 50 Hz		Effective free air delivery* 60 Hz		Motor power		Dimensions B x T x H mm	Weight kg
	bar	psig		m³/min	cfm	m³/min	cfm	kW	HP		
C 10 LDR	8	115	350	1.100	38	1.07	37	7.5	10.0	1814 x 620 x 1282	400
C 10 LDR	10	150	350	1.060	37	1.03	36	7.5	10.0	1815 x 620 x 1282	400
C 15 LDR	8	115	350	1.770	62	—	—	11.0	15.0	1813 x 620 x 1282	440
C 15 LDR	10	150	350	1.700	60	—	—	11.0	15.0	1814 x 620 x 1282	440
C 20 LDR	8	115	350	2.280	80	2.21	78	15.0	20.0	1813 x 620 x 1282	460
C 20 LDR	10	150	350	2.240	79	2.17	76	15.0	20.0	1814 x 620 x 1282	460

* Free air delivery figures in accordance with ISO 1217, Appendix C, at 20°C ambient temperature and maximum pressure. Emitted sound pressure levels from 68 dB(A) according to DIN EN ISO 2151:2009

** Max. pressure of the compressor

Screw compressor **C 15** to **C 30**

Compressed air station **C 15 D** to **C 30 D**



Effective free air delivery:

1.33 – 3.62 m³/min, 47 – 127 cfm

Pressure range: 8 to 13 bar, 115 to 190 psig

Motor range: 11 – 22 kW, 15 – 30 HP



MAXIMUM EFFICIENCY

The BOGE C-series up to 22 kW is characterised by its industry leading specific power ratios. You rarely come across such compact screw compressor efficiency.



EXTREMELY QUIET

All C-series compressors feature very low sound pressure levels.



REFRIGERANT DRYERS

The C-series screw compressors can include an integrated refrigerant dryer for high quality compressed air. No additional footprint is required.



CONTROL

The compressor is controlled by the BASIC control system with LC display and pressure sensor technology. The FOCUS control system is available as an option.

Real winners: The belt driven C-series models up to 22 kW are highly efficient and extremely quiet in operation requiring only a minimum footprint. The footprint is even kept to a minimum with the C D series which includes an integrated refrigerant dryer. An integrated design means short distances and extremely low pressure losses. As well as generating industry leading outputs, the C-series is also very energy efficient.

BOGE Model	Max. pressure		Effective free air delivery*		Motor power		Dimensions W x D x H mm	Compressed air outlet	Weight kg
	bar	psig	m³/min	cfm	kW	HP			
C 15	8	115	1.74	61	11.0	15	772 x 1056 x 1555	G 1	398
C 15	10	150	1.53	54	11.0	15	772 x 1056 x 1555	G 1	398
C 15	13	190	1.33	22	11.0	15	772 x 1056 x 1555	G 1	398
C 16	8	115	1.89	66	11.0	15	772 x 1056 x 1735	G 1	432
C 16	10	150	1.63	57	11.0	15	772 x 1056 x 1735	G 1	432
C 16	13	190	1.35	47	11.0	15	772 x 1056 x 1735	G 1	432
C 20	8	115	2.55	90	15.0	20	772 x 1056 x 1735	G 1	438
C 20	10	150	2.25	79	15.0	20	772 x 1056 x 1735	G 1	438
C 20	13	190	1.89	66	15.0	20	772 x 1056 x 1735	G 1	438
C 25	8	115	3.10	109	18.5	25	772 x 1056 x 1735	G 1	499
C 25	10	150	2.71	95	18.5	25	772 x 1056 x 1735	G 1	499
C 25	13	190	2.32	81	18.5	25	772 x 1056 x 1735	G 1	499
C 30	8	115	3.62	127	22.0	30	772 x 1056 x 1735	G 1	461
C 30	10	150	3.21	113	22.0	30	772 x 1056 x 1735	G 1	461
C 30	13	190	2.71	95	22.0	30	772 x 1056 x 1735	G 1	461

* Free air delivery for the complete package in accordance with ISO 1217, Appendix C, at 20°C ambient temperature and maximum pressure. Emitted sound pressure values from 63 dB(A) according to DIN EN ISO 2151:2009

BOGE Model	Max. pressure**		Effective free air delivery*		Motor power		Dimensions W x D x H mm	Compressed air outlet	Weight kg
	bar	psig	m³/min	cfm	kW	HP			
C 15 D	8	115	1.74	61	11.0	15	1072 x 1056 x 1555	G 1	498
C 15 D	10	150	1.53	54	11.0	15	1072 x 1056 x 1555	G 1	498
C 15 D	13	190	1.33	22	11.0	15	1072 x 1056 x 1555	G 1	498
C 16 D	8	115	1.89	66	11.0	15	1072 x 1056 x 1735	G 1	532
C 16 D	10	150	1.63	57	11.0	15	1072 x 1056 x 1735	G 1	532
C 16 D	13	190	1.35	47	11.0	15	1072 x 1056 x 1735	G 1	532
C 20 D	8	115	2.55	90	15.0	20	1072 x 1056 x 1735	G 1	538
C 20 D	10	150	2.25	79	15.0	20	1072 x 1056 x 1735	G 1	538
C 20 D	13	190	1.89	66	15.0	20	1072 x 1056 x 1735	G 1	538
C 25 D	8	115	3.10	109	18.5	25	1072 x 1056 x 1735	G 1	599
C 25 D	10	150	2.71	95	18.5	25	1072 x 1056 x 1735	G 1	599
C 25 D	13	190	2.32	81	18.5	25	1072 x 1056 x 1735	G 1	599
C 30 D	8	115	3.62	127	22.0	30	1072 x 1056 x 1735	G 1	561
C 30 D	10	150	3.21	113	22.0	30	1072 x 1056 x 1735	G 1	561
C 30 D	13	190	2.71	95	22.0	30	1072 x 1056 x 1735	G 1	561

* Free air delivery for the complete package in accordance with ISO 1217, Appendix C, at 20°C ambient temperature and maximum pressure. Emitted sound pressure values from 63 dB(A) according to DIN EN ISO 2151:2009

** Max. pressure of the compressor

Screw compressor **C 15 F** to **C 30 F** Compressed air station **C 15 FD** to **C 30 FD** with frequency control



Effective free air delivery:

0.27 – 3.62 m³/min, 10 – 127 cfm

Pressure range: 8 to 13 bar, 115 to 190 psig

Motor range: 11 – 22 kW, 15 – 30 HP



MAXIMUM EFFICIENCY

The BOGE C-series up to 22 kW is characterised by its industry leading specific power ratios – for efficient compressed air supply.




FREQUENCY CONTROL

The optional frequency converter ensures a continuous volume flow between 25 and 100 percent. This allows adaptation to the momentary demand of the compressed air system. Soft starting also avoids undue wear and tear and prolongs the service life of the compressor.



REFRIGERANT DRYER

The C-series with frequency control include an integrated refrigerant dryer for extremely high compressed air quality.



CONTROL

The compressor is controlled by the FOCUS control system which includes an integrated efficiency display as well as additional monitoring and control options. FOCUS is programmed as a changeover switch and can control up to three machines.



This is as efficient as it gets: With these frequency controlled belt driven compressors you can rest assure that lower compressed air demand translates into reduced energy consumption with the frequency inverter continuously adjusting the volume flow to the actual demand. This leads to minimised idling times and pressure fluctuations. Soft starting also avoids undue wear and tear and prolongs the service life of the compressor.

BOGE Model	Max. pressure		Effective free air delivery*		Motor power		Dimensions W x D x H mm	Compressed air outlet	Weight kg
	bar	psig	m³/min	cfm	kW	HP			
C 15 F	8	115	0.39-1.74	14-61	11.0	15	772 x 1056 x 1735	G 1	424
C 15 F	10	150	0.36-1.53	13-54	11.0	15	772 x 1056 x 1735	G 1	424
C 15 F	13	190	0.27-1.33	10-47	11.0	15	772 x 1056 x 1735	G 1	424
C 20 F	8	115	0.49-2.55	23-90	15.0	20	772 x 1056 x 1735	G 1	490
C 20 F	10	150	0.45-2.25	20-79	15.0	20	772 x 1056 x 1735	G 1	490
C 20 F	13	190	0.54-1.89	17-66	15.0	20	772 x 1056 x 1735	G 1	490
C 25 F	8	115	0.65-3.10	27-109	18.5	25	772 x 1056 x 1735	G 1	480
C 25 F	10	150	0.61-2.71	24-95	18.5	25	772 x 1056 x 1735	G 1	480
C 25 F	13	190	0.45-2.32	20-81	18.5	25	772 x 1056 x 1735	G 1	480
C 30 F	8	115	0.80-3.62	32-127	22.0	30	772 x 1056 x 1735	G 1	484
C 30 F	10	150	0.69-3.21	28-113	22.0	30	772 x 1056 x 1735	G 1	484
C 30 F	13	190	0.55-2.71	24-95	22.0	30	772 x 1056 x 1735	G 1	484

* Free air delivery for the complete package in accordance with ISO 1217, Appendix E, at 20°C ambient temperature and maximum pressure. Emitted sound pressure values from 63 dB(A) according to DIN EN ISO 2151:2009).

BOGE Model	Max. pressure**		Effective free air delivery*		Motor power		Dimensions W x D x H mm	Compressed air outlet	Weight kg
	bar	psig	m³/min	cfm	kW	HP			
C 15 FD	8	115	0.39-1.74	14-61	11.0	15	1072 x 1056 x 1735	G 1	524
C 15 FD	10	150	0.36-1.53	13-54	11.0	15	1072 x 1056 x 1735	G 1	524
C 15 FD	13	190	0.27-1.33	10-47	11.0	15	1072 x 1056 x 1735	G 1	524
C 20 FD	8	115	0.49-2.55	23-90	15.0	20	1072 x 1056 x 1735	G 1	548
C 20 FD	10	150	0.45-2.25	20-79	15.0	20	1072 x 1056 x 1735	G 1	548
C 20 FD	13	190	0.54-1.89	17-66	15.0	20	1072 x 1056 x 1735	G 1	548
C 25 FD	8	115	0.65-3.10	27-109	18.5	25	1072 x 1056 x 1735	G 1	609
C 25 FD	10	150	0.61-2.71	24-95	18.5	25	1072 x 1056 x 1735	G 1	609
C 25 FD	13	190	0.45-2.32	20-81	18.5	25	1072 x 1056 x 1735	G 1	609
C 30 FD	8	115	0.80-3.62	32-127	22.0	30	1072 x 1056 x 1735	G 1	571
C 30 FD	10	150	0.69-3.21	28-113	22.0	30	1072 x 1056 x 1735	G 1	571
C 30 FD	13	190	0.55-2.71	24-95	22.0	30	1072 x 1056 x 1735	G 1	571

* Free air delivery for the complete package in accordance with ISO 1217, Appendix E, at 20°C ambient temperature and maximum pressure. Emitted sound pressure values from 63 dB(A) according to DIN EN ISO 2151:2009

** Max. pressure of the compressor

READY FOR ACTION WORLDWIDE:

BOGE Service Support – Worldwide



SERVICE

Service / Maintenance

Service support solutions including contracts covering repair and even warranty extension. Routine maintenance according to our flat rate service plan as well as inspection and breakdown cover.

Extended Warranty

Extension of your factory warranty up to 5 years (e.g. with BOGE bestcair): for total security and back-up (see overleaf for more details).

Comprehensive Service Cover

The comprehensive “cair” package includes a guaranteed reaction time within the warranty period.

Maintenance & Repair

Options include; long-term fixed cost maintenance plans, a flat rate for all types of service and spare parts with a possible warranty extension up to 10 years.

Commissioning

Connection and adjustment of all equipment at your facility: a fast and dependable service delivered by qualified BOGE service technicians. Full installation on request.

24 Hour Helpline

Emergency helpline for trouble shooting and technical support: available any time around the clock!

COMPRESSED AIR FLAT RATE

A comprehensive service plan created to satisfy your individual requirements: e.g. taking responsibility for the compressed air station at your facility including complete plant management for a monthly flat rate irrespective of hours of operation (energy costs not included).

FLEXIBLE SERVICE

This BOGE service programme has been developed to adapt to each customer's unique requirements. It is our objective to create a tailor-made BOGE service package covering inspection, service, breakdown, with customised warranty arrangements as well as complete all-in service contracts.

Please contact us to help you determine the type of service best suited to meet your needs: Just email us at service@boge.de – our service specialists will be in touch with you shortly!

Service your added value! Maximised reliability and economic efficiency are not the only technical advantages that BOGE has to offer. Our comprehensive service support program will ensure your BOGE compressed air system remains in tip top condition. Wherever you need us, whatever we can do for you: BOGE Service Support is always readily available close by – competent, to the highest standards, and always one step ahead.



BOGE BESTCAIR

BOGE **bestcair** enables you to extend your factory warranty up to 5 years: 2 years factory warranty with 3 years additional **bestcair** warranty – the choice is yours. Furthermore, **bestcair** ensures manufacturer's recommended maintenance schedule of new and existing equipment at the specified service intervals.

For more information email
bestcair@boge.com



BOGE GENUINE PARTS

Only original BOGE spare parts have the manufacturer's technological edge. You can be confident when opting for BOGE original spare parts in the service of your BOGE compressed air system will ensure that the integrity of the compressor is maintained, efficiency is retained and your peace of mind is sustained.



ALWAYS NEARBY

BOGE has a network of dedicated service technicians and certified partners at its disposal to help you worldwide with your installation, upgrading, commissioning or approval, maintenance, repair, or inspection: You can rely on the know-how and experience of our qualified experts – at all times.

Hotline Mobile Service: +49 5206 601-130



EMERGENCY ASSISTANCE

In the case of an emergency where immediate technical support is required, the BOGE product support trouble shooters or the BOGE Helpline team are available to you 24/7.

Product Support Hotline:

+49 5206 601-140

BOGE Helpline: +49 170 4400444



AIR AUDITS

By analysing your existing compressed air system, our energy efficiency experts can identify where savings can be made. The BOGE AIRReport includes measurement of: dew point control, vibration control, leakage, noise, oil check and TAN check.



TRAINING COURSES

The BOGE Compressed Air College was established in order to train and certify internal employees and external partners as qualified BOGE Service Technicians. Attendance of training courses held in the in-house training centre further assist in refreshing existing BOGE Service Technician's knowledge at regular intervals.

For four generations, customers from mechanical engineering, industry and trade have relied on BOGE know-how when it comes to planning, developing and manufacturing compressed air systems. They are fully aware of the fact that BOGE AIR is more than just ordinary compressed air: utmost safety, outstanding efficiency, excellent quality, maximised flexibility along with dependable service are the ingredients to transform BOGE AIR into air to work with – in Germany, in Europe and in more than 120 countries around the world.

Our ranges of services include the following:

- Energy efficient systems development
- Plant design and engineering
- System control and visualisation
- Oil-free piston and screw compressors
- Oil injected screw compressors
and oil lubricated piston compressors
- Compressed air treatment
- Compressed air distribution and storage
- Compressed air accessories
- Compressed air service



BOGE KOMPRESSOREN

Otto Boge GmbH & Co. KG

P.O. Box 10 07 13 · 33507 Bielefeld

Otto-Boge-Straße 1–7 · 33739 Bielefeld

Fon +49 5206 601-0 · Fax +49 5206 601-200

info@boge.com · www.boge.com